


PI 130



WIŚNIEWSKI

GATES | WINDOWS | DOORS | FENCES

INDUSTRIAL SLIDING GATE PI 130

Intended use: PI 130 gates are perfect for all types of business activity. These gates are installed around industrial buildings, airports, ports, guarded car parks, as well as schools, kindergartens, shopping malls, etc. Sliding gates are also used on wide plots where the gate can slide along the fencing. The gates are also frequently used when the forecourt is short or if a hill prevents the use of double-leaf gates.



SAFETY

Manually-operated and power-operated PI130 gates were awarded the CE mark which confirms their compliance with the provisions of the PN EN 13241-1 standard and certifies that all the regulatory requirements for marketing the product are met.



CANTILEVER

The PI 130 gate features a cantilever design. The leaf is fixed to a 130x115 mm ground track and moves on carriages mounted to the concrete foundation. The gate slides about 110 mm above ground level and does not contact the floor.



CORROSION RESISTANT

PI 130 cantilever gates are secured against corrosion by hot-dip galvanizing or hot-dip galvanizing and coating with polyester paint. Duplex products are covered by our 5-year corrosion protection guarantee.



SYSTEM-BASED SOLUTION


PI 130 cantilever gates are a system of elements for access control. When used together with industrial segments, mesh panels (Vega B, Vega B Light, Vega 2D Super and Vega 2D), posts, and double-leaf gates and wickets (Bastion, Modest, Gardia) they form a complete fencing system.



TAILORED TO INDIVIDUAL NEEDS

A BROAD RANGE OF DIMENSIONS:

- width range 6,000-9,000mm
- height range 1,000-2,400mm



LEAF HEIGHT (H) in [mm] up to	WIDTH BETWEEN POSTS (So) in [mm] up to						
	6000	6500	7000	7500	8000	8500	9000
1000	+	+	+	+	+		
1200	+	+	+	+	+	+	+
1450	+	+	+	+	+	+	+
1650	+	+	+	+	+	+	+
1950	+	+	+	+	+	+	
2150	+	+	+	+	+		
2400	+	+	+				

INTENDED USE

PI 130 gates are perfect for all types of private and industrial business activity. These gates are installed around industrial buildings, airports, ports, guarded car parks, as well as schools, kindergartens, shopping malls, etc. Sliding gates are also used on wide plots where the gate can slide along the fencing. The gates are also frequently used when the forecourt is short or if a hill prevents the use of double-leaf gates.

Characteristics

- 130 x 115 mm track beam,
- double guiding frame,
- double lock post with a catcher (100x100 mm),
- back frame for balancing the leaf when open (depending on the gate width $S_0 > 7,000$ mm and/or $H > 2,000$ mm),
- available with an external drive or a drive in a low or high box.

RELIABLE CANTILEVER DESIGN

TRACK BEAM

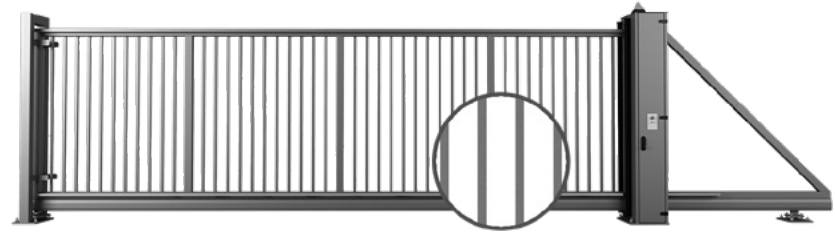
The PI 130 gate features a cantilever design. The leaf is seated on a 130x115 mm ground track and moves on carriages.

The PI 130 cantilever sliding gate is designed for closing entrances with a clear opening width up to 9 m, and if two gates installed opposite to one another are used (2 x 8 m), an opening width up to 16 m is possible.

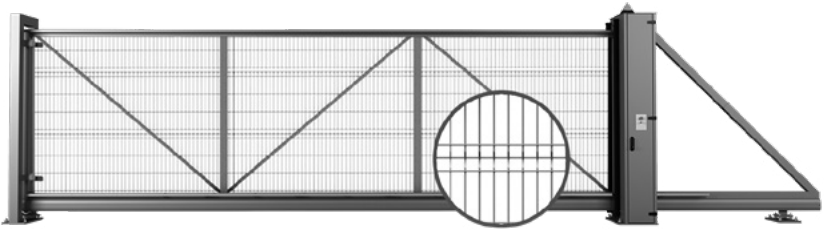




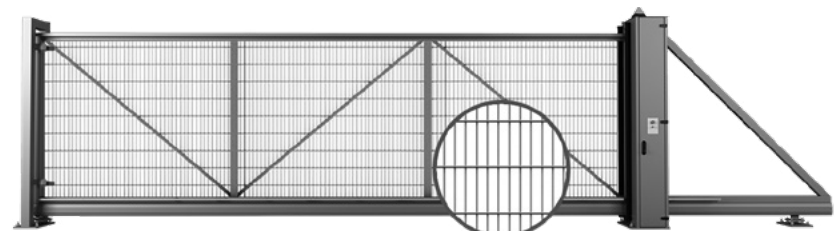
EXAMPLE INFILLS AVAILABLE FOR CANTILEVER SLIDING GATES



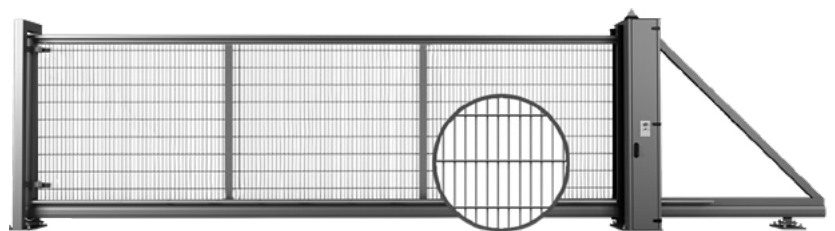
Sliding gate with an infill made of 25 x 25 [mm] box sections welded to the structure – view from the premises.



Sliding gate with an infill made of VEGA B mesh panels screwed to the structure – view from the premises.



Sliding gate with an infill made of VEGA 2D Super mesh panels screwed to the structure – view from the premises.



Sliding gate with an infill made of VEGA 2D Super mesh panels welded to the structure – view from the premises.

MODULAR DESIGN

The PI 130 sliding gates are available in several infill designs.

The sliding gates are made of modules connected together with screws using fasteners designed and patented by WIŚNIOWSKI. In gates over 6,000 mm wide, the leaf comprises two modules. 80x40 [mm] sections are used for connecting the leaf modules. The assembly is screwed down to the ground track.

COLOURS

COLOUR RANGE

Standard gates are available in the hot-dip galvanized version or hot-dip galvanized plus polyester coating version.

Industrial gates are also available in other RAL colours.

RAL 5010	RAL 6005	RAL 7016
RAL 7030	RAL 9016	RAL 7040



RAL palette colours

NEW

NEW SYSTEM INFILLS



Round tube section infill \varnothing 25mm welded to the structure.

Also available as an extended infill.



Closed box section infill 25x25mm, CARO arrangement, welded to the structure.

Also available as an extended infill.



Closed box section infill 30x18mm, welded to the structure.

Also available as an extended infill.




SLIDING GATE TYPES

MANUALLY-OPERATED GATE

GATE WITH A DRIVE IN A LOW BOX

GATE WITH A DRIVE IN A HIGH BOX



ACCESSORIES

COMFORT AND SAFETY

The PI 130 gates are available in manually-operated and power-operated versions. The automatic gate is especially recommended for premises where the gate has to be frequently opened and closed. In this case, the automatic drive unit is a very convenient solution. Depending on the required level of safety, the automatic gate is available in the Totmann (operated with a key switch) or the Automatik (operated with a remote control transmitter) version. Depending on the requirements, the automatic version is fitted with 3 safety edges (Automatik 1) or 5 safety edges (Automatik 2). The manually-operated version is fitted with a Locinox lock. In the automatic version, the automatic operating unit functions as the lock. Each PI 130 gate whose width exceeds 7,000 [mm] or whose height exceeds 2,000 [mm] is fitted with a back frame which supports the gate in the open position.

	THE TOTMANN VERSION	THE AUTOMATIK VERSION
STANDARD ACCESSORIES		
ACTUATOR	☑	☑
CENTRAL CONTROL UNIT	☑	☑
RADIO RECEIVER	-	☑
TRANSMITTERS FOR CONTROLLING THE DRIVE REMOTELY - 2 PCS.	-	☑
WARNING LAMP	☑	☑
EXTERNAL ANTENNA	-	☑
PHOTOCELLS - 1 SET	-	☑
KEY SWITCH WITH AN EMERGENCY STOP SWITCH	-	☑
SAFETY EDGES (AUTOMATIK 1 - 3 SAFETY EDGES; AUTOMATIK 2 - 5 SAFETY EDGES)	-	☑
SIGNAL TRANSMISSION SYSTEM FOR TRANSMITTING THE SIGNAL FROM THE SAFETY EDGE INSTALLED ON THE LEAF	-	☑
DIRECTIVES AND STANDARDS THE PI 130 GATES CARRY A CE MARKING IN ACCORDANCE WITH THE 2006/95/EC AND 2004/108/EC DIRECTIVES ON BUILDING PRODUCTS AND COMPLY WITH THE REQUIREMENTS OF THE EN 13241-1 STANDARD.		
*) ADDITIONAL MODULES HAVE TO BE USED. ☑ STANDARD ACCESSORIES. ● OPTIONAL ACCESSORY. - NOT AVAILABLE.		

STRUCTURAL POST


Structural post (load-bearing) made of 120x120 mm sections. The structural post of automatic gates is fitted with a shelf for installing the drive or is connected with one of two available drive boxes. Low and high drive boxes are available, depending on the intended use of the gate and depending on the automatic operating unit.

DRIVE IN THE BOX

The box protects the drive and the control unit against changing weather conditions. The box lock secures the drive unit against unauthorized access. Each drive offered features an uncoupling function that can be used when power is out.

OPTIONAL ACCESSORIES

Optional accessories can be used. Photocells, reflective photocell, BFT wired code keypad, two- or four-channel remote control transmitter, flashing lamp, rotating, main switch, induction loop detector, AW external radio receiver, internal code keypad, proximity reader, proximity card / fob, LOCINOX key locker.





WIDTH RANGES FOR DRIVES

THE WIDTH RANGE IS MARKED WITH IN GREY

GATE TYPE	DRIVE UNIT MODEL	4,000	5,000	6,000	7,000	8,000	9,000
PI 130	BFT ICARO NF PROX						
	FAAC 844 ER						
	BFT ARES ULTRA BT						

DRIVE UNIT SPECIFICATION

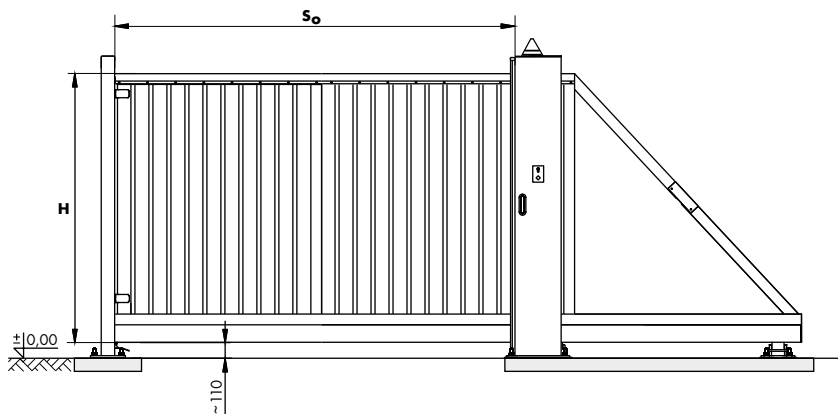
GATE TYPE	DRIVE UNIT MODEL	MAX. NUMBER OF AC-TUATIONS PER HOUR	MOTOR SUPPLY	MAINS	POWER CONSUMPTION	TRAVEL SPEED
PI 130	BFT ICARO NF PROX	heavy duty operation	230V AC	230V AC	750 W	9m/min.
	FAAC 844 ER	60	230V AC	230V AC	650 W	9.6m/min.
	BFT ARES ULTRA BT	30	24V DC	230V AC	400 W	9m/min.

ORDERED AND DESIGN DIMENSIONS AND INSTALLATION DIMENSIONS

SLIDING GATE MOUNTING DIMENSIONS

The right hand gate, view from the premises (the ordered direction of the gate is the direction towards which the gate opens as seen from the premises).

Ordering dimensions



S₀ - width between posts - ordering dimension,
H - gate leaf height - ordering dimension.

Track beam [mm]	Ordering width of the gate (S ₀) [mm] up to	Clear passage width S _j [mm]. Manually-operated gate or Totmann	Clear passage width S _j [mm]. Automatik gate version	Bottom clearance of the gate [mm]	Gate structure	Double lock post	Total length of the gate [mm]
130x115	6,000	S _j =S ₀ -220 (+-10)mm	S _j =S ₀ -220 (+-10)mm	110	80x80	100x100	8,100
	6,500						8,800
	7,000						9,500
	7,500						10,200
	8,000						10,900
	8,500						11,800
	9,000						12,700



GALLERY



PI 130 INDUSTRIAL SLIDING GATE
 • Infill: 25x25mm box section
 • Anti-corrosion protection: hot-dip galvanization
 • Colour: RAL 7016



PI 130 INDUSTRIAL SLIDING GATE
 • Infill: VEGA B mesh panel
 • Anti-corrosion protection: hot-dip galvanization
 • Colour: RAL 7016

BUILD AN EXTENSIVE INDUSTRIAL FENCING SYSTEM




WIŚNIEWSKI fences are a system of solutions ensuring comprehensive protection for your property. Our residential and industrial product range includes modern steel, profile, and panel fences. Reliable, high quality, and durable, our fences also boast an elegant and stylish look. WIŚNIEWSKI's comprehensive offer makes closing off your property simple and reflects great care for safety, security, and appearance.

TAKE ADVANTAGE OF OUR COMPLETE RANGE AND BUILD YOUR OWN FENCE.



FENCE SYSTEM WITH THE PI 130 SLIDING GATE WITH A WICKET AND A 25 X 25 [mm] BOX SECTION INFILL



FENCE SYSTEM WITH THE PI 130 SLIDING GATE WITH A WICKET AND THE VEGA 2D SUPER INFILL



WIŚNIEWSKI

GATES | WINDOWS | DOORS | FENCES

WIŚNIEWSKI Sp. z o.o. S.K.A.
PL 33-311 Wielogłowy 153
tel. +48 18 44 77 111
Fax +48 18 44 77 110

www.wisniewski.pl/en

N = 49° 40' 10" | E = 20° 41' 12"

Let us inspire you!
See other solutions from WIŚNIEWSKI!



The products shown in the pictures often feature special accessories and do not always correspond to their standard versions • The technical data sheet does not constitute an offer within the meaning of the Polish Civil Code • The manufacturer reserves the right to introduce changes without notice • NOTE: The colours shown in the technical data sheet are for reference only • All rights reserved • Copying and use, in part or in full, is prohibited without the consent of WIŚNIEWSKI Sp. z o.o. S.K.A. • P1130/11.19/EN