

GARAGE DOORS



WIŚNIOWSKI

GATES | WINDOWS | DOORS | FENCES

ROLLER DOORS BR-100E

Intended use: The roller garage door is intended for use in private buildings and utility rooms. The door curtain is made of aluminium profiles filled with freon-free polyurethane foam. The curtain is rolled onto a steel winding shaft located near the lintel inside the room. Aluminium vertical tracks, powder coated. As standard, the door is fitted with an electric drive unit, an internal pushbutton switch, and an external key switch, as well as an emergency opening crank. The door is installed behind the opening as standard (inside the room).



SAVES SPACE

A perfect solution for buildings where space is of essence or where ceiling tracks cannot be installed. Once the door curtain is wound on the shaft, it takes up very little space just behind the lintel. This provides free area under the ceiling and on the sides.



PROTECTION AGAINST CORROSION

The door curtain and tracks are made of aluminium, whose excellent technical parameters and resistance to weather outmatch other materials.



SAFETY

Each roller door is fitted with a safety brake. It serves as an auxiliary protective device which prevents the door curtain from inadvertently dropping.

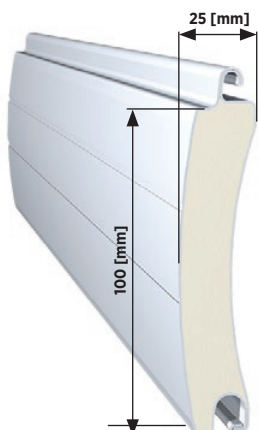


STRUCTURE

- ① **Protective device** that prevents the curtain from being lifted from the outside in the BR-100E door is made up of a crosspiece connecting the side covers.
- ② Safety of use is ensured by the **safety edge**. If a curtain collides with an obstacle, it retracts to an open position.
- ③ **Distance brackets** ensure proper clearance between the profiles when the door curtain is wound to allow quiet operation of the door and to extend the life of the panels.
- ④ Emergency opening of the door from the inside is possible thanks to the **emergency opening crank** (requires an additional garage entrance).
- ⑤ The **door curtain** is made of aluminium profiles filled with freon-free polyurethane foam. Our very own production line for manufacturing profiles ensures full quality control. Special design solutions, such as distance brackets installed at the ends of the profiles, which prevent door profiles from separating and prevent scratching, ensure a long life. The profiles are provided with a highly wear-resistant coating.
- ⑥ **Aluminium tracks** (without a thermal break) are fixed inside the room along the side edges of the opening. They are fitted with brush gaskets and slides.



PANEL STRUCTURE




Door curtain


The door curtain is made of aluminium profiles infilled with freon-free polyurethane foam (this does not apply to the bottom profile). Our very own production line for manufacturing profiles ensures full quality control. Special design solutions, such as distance brackets installed at the ends of the profiles, which prevent door profiles from separating and prevent scratching, ensure a long life. The profiles are provided with a highly wear-resistant coating. The door curtain is fitted with a reinforced aluminium bottom profile, which provides increased rigidity of the door. A one-chamber seal is installed on the bottom profile.



DOOR DESIGNS





BR-100E DOOR

BR-100E DOOR
(example glazing option)BR-100E DOOR
with a ventilated profile

COLOURS

Standard colours of door made up of AW 100 profiles

Red
| RAL 3000Blue
| RAL 5010Light Blue
| RAL 5012Pebble Grey
| RAL 7012Graphite
| RAL 7016Light brown
| RAL 8014Dark brown
| RAL 8019Light silver
| RAL 9006Dark silver
| RAL 9007White
| RAL 9010

In response to the needs and ideas of individual customers who expect a durable, appealing, and original look, we offer a wide range of colours. This allows the customer to match the door colour to the façade, windows, and finishing elements of the building.

For our customers looking for garage doors in unique colours, we offer powder coating in over 200 RAL palette colours.



WINDING SHAFT



BR-100E ROLLER DOOR

The door is fitted with a partial winding shaft cover (front)

INSTALLATION DIMENSIONS

	BR-100E – standard version
Sj	So
Hj ⁽¹⁾	Ho – 180 [mm]
Hj ⁽²⁾	Ho – 230 [mm]
Nmin	= 250 [mm] for Ho = 2,100 [mm] and So ≤ 2,800 [mm] = 300 [mm] for Ho = 2,250 [mm] = 315 [mm] for Ho = 2,100 [mm] and So > 2,800 [mm] = 325 [mm] for Ho = 2,500 [mm] = 350 [mm] for Ho ≤ 2,700 [mm] = 385 [mm] for Ho ≤ 2,900 [mm]
W1min, W2min	110 [mm]
Emin	Nmin + 200 [mm]

So – opening width, ordering dimension,
 Sj – clear passage width after door installation,
 Ho – opening height, ordering dimension,
 Hj – clear passage height after door installation,
 N – minimum required lintel height,
 W₁ – minimum required side clearance,
 W₂ – minimum required side clearance,
 E – minimum room depth with clearance under the ceiling.

Tab. 1. Installation parameters – standard version

AVAILABLE DIMENSIONS

Opening height ⁽³⁾ (Ho) in [mm] up to	Opening width ⁽³⁾ (So) in [mm] up to																										
	2,400	2,500	2,600	2,700	2,800	2,900	3,000	3,100	3,200	3,300	3,400	3,500	3,600	3,700	3,800	3,900	4,000	4,100	4,200	4,300	4,400	4,500	4,600	4,700	4,800	4,900	5,000

⁽¹⁾ - Gate in Totmann version

⁽²⁾ - Gate in the Automatik version

⁽³⁾ - Ordering dimension



OPTIONAL ACCESSORIES

CODE LOCK



Operates the door after an individual access code is provided. Can be installed outside and inside.

PROXIMITY CARD READER



Can be controlled with proximity cards or fobs. Just place the card or fob against the reader to operate the door drive.

SIGNAL LIGHT



Warning function. Orange blinking light indicates that the door is operating.

3CH io WALL-MOUNTED TRANSMITTER



3-channel transmitter makes it possible to control drive units and radio receivers. The wall-mounted transmitter is a wireless flush-mounted device which does not require any cables.

Keygo io TRANSMITTER



Works with the radio receiver and controls the drive unit through radio waves. One remote control can operate four individual doors.

KEYPAD 2 io



Makes it possible to control the io radio drives and can support up to two devices. It is a surface-mounted wireless device, installation does not require any cables.

Rollixo SMART io CONTROL SYSTEM



The Rollixo controller makes it possible to integrate roller doors with a smart management system based on TaHoma Switch or smartCONNECTED Box central control units. This opens up the possibility to use additional devices such as: remote control transmitters, code keypad, wall transmitter, and other accessories.

EXTERNAL RADIO RECEIVER



Makes it possible to control the drive units of other manufacturers using the Pulsar transmitter. It is a two-channel device which makes it possible to program as many as 32 transmitters.

PHOTOCELLS



If an obstacle appears in the clear passage, the infrared beam is interrupted, the door stops and returns to the open position.

EXTERNAL KEY SWITCH



The switch requires a key for the door to operate. Recommended where access must always be controlled.

LOCK





Makes it possible to lock the door from both sides. Deadbolts are made of steel galvanized bars connected to the lock with rods (installed inside the bottom profile).



AUTOMATIC OPERATING UNIT KITS

Automatic operating units fitted in WIŚNIEWSKI doors are configured for continuous reliable heavy duty operation. We use only proven drive and control units by Somfy that ensure the highest comfort of use and many years of operation.

Kit type	Totmann	Automatik
		
Design	Tubular operator with integrated limit switches and an emergency opening feature. Controlled with a pushbutton switch installed inside and a key switch installed outside. Mechanical brake.	Tubular operator with integrated limit switches and an emergency opening feature. Rollixo SMART io control unit with 3CH io wireless wall-mounted transmitter included in set. Two Keygo io remote controls. Mechanical brake with a safety switch. Optical sensors with a spiral cable and box.
Technical data		
Mains	230 [V]; 50 [Hz]	230 [V]; 50-60 [Hz]
Motor supply	230 [V]; 50 [Hz]	230 [V]; 50 [Hz]
Limit switch	mechanical	mechanical
Central control unit	no	Rollixo SMART io
Emergency opening	crank	crank
Motor power	240-400 [W]	240-400 [W]
Torque	50-120 [Nm]	50-120 [Nm]
Functionality		
Obstacle detection	no	yes, optical strip
Automatic closing	no	yes
Safety brake	no	yes
Signal light	no	yes
Protective device status information	no	yes
Expandability		
Signal light	no	yes / 24 [V]; 4 [W]
Compatible with photocells	no	yes
Option to connect a safety brake	no	yes
Option to connect an external antenna	no	yes
Option to connect a key switch	no	yes



BR-100 E



BR-100 E

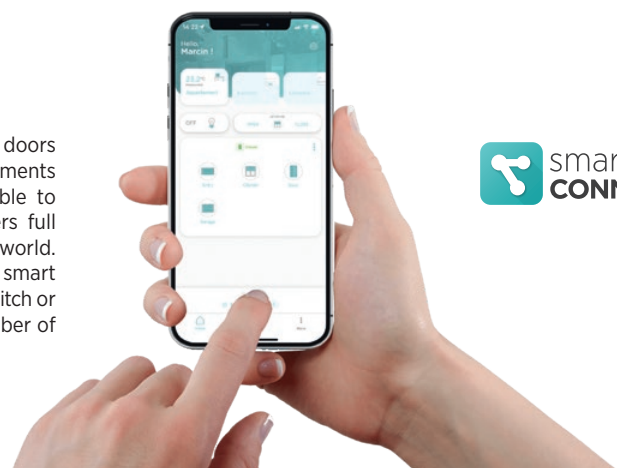


TECHNICAL DATA

	BR - 100 E
Curtain	Aluminium sheet profiles, polyester coating on both sides, infilled with high density PU foam g=42 kg/m ³ without HCFC
Panel height/thickness	100/25 [mm]
Duty	4 cycles/hour or 25 cycles per day
Thermal transmittance factor	As provided on the door nameplate
Watertightness	class 2 in accordance with PN-EN 13241-1 section 4.4.2
Resistance to wind load	class 2 in accordance with PN-EN 13241-1 section 4.4.3
Air permeability	2 in accordance with PN-EN 13241-1 section 4.4.6
Drive type/supply type	Tubular operator 1x230 [V]
Sealing	The door is sealed along the entire circumference (tracks are fitted with a double brush seal, bottom profile is fitted with a cellular EPDM gasket, brush seal in the lintel).
Safety features	Special profile shape protecting fingers from being crushed, protective device preventing the curtain from being lifted from the outside, safety brake preventing inadvertent falling of the door curtain, photocells, crank for emergency opening of the door
Optional accessories	Ventilated panel, glazed panel, lock, photocells, code lock, warning light, transmitter, magnetic card reader, wall-mounted transmitter, external key switch, io code keypad, smartphone control
Maximum width / height of the door [mm]	5,000/2,900 [mm]
Standard colours	RAL 3000, RAL 5010, RAL 5012, RAL 7012, RAL 7016, RAL 8014, RAL 8019, RAL 9006, RAL 9007, RAL 9010
Custom colours	other RAL

CONTROL THE GARAGE DOOR WITH YOUR SMARTPHONE!

The SmartCONNECTED technology brings WIŚNIOWSKI automatic garage doors to the next level of product development, tailoring them to the requirements of increasingly demanding customers. On the one hand, it makes it possible to control the devices with a smartphone, and on the other, it gives the users full control and lets them stay in touch with their home from any place in the world. io-homecontrol® makes it possible to wirelessly connect the Rollixo io to the smart home system controlled by one of the Somfy central control units: TaHoma® Switch or smartCONNECTED Box. Building a comprehensive smart home provides a number of benefits and additional features that enhance your comfort every single day.



WIŚNIOWSKI

WIŚNIOWSKI Sp. z o.o. S.K.A.
PL 33-311 Wielogłowy 153
tel. +48 18 44 77 111
Fax +48 18 44 77 110
www.wisniowski.pl/en

Let us inspire you!
See other solutions from WIŚNIOWSKI!



The products shown in this publication often feature special accessories and do not always correspond to their standard versions • The technical data sheet does not constitute an offer within the meaning of the Polish Civil Code • The manufacturer reserves the right to introduce changes without notice • NOTE: The colours shown in the technical data sheet are for reference only • All rights reserved • Copying and use, in part or in full, is prohibited without the consent of WIŚNIOWSKI Sp. z o.o. S.K.A. • BR-100E/07.23/EN